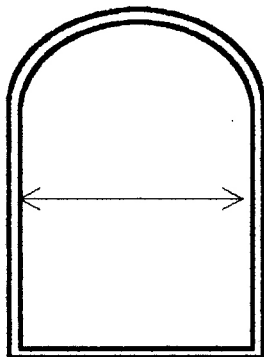
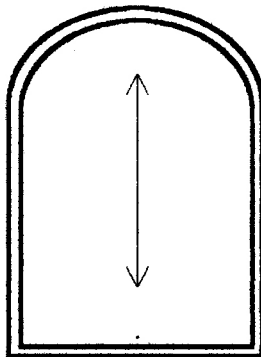


Inside diameters are the same for 3, 4, & 5-Bar Cages

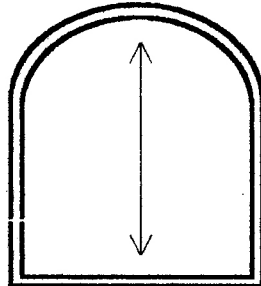


**Distance from inside of sides is
18 7/8"**



**Distance from inside top of arch to base is
57 6/8"**

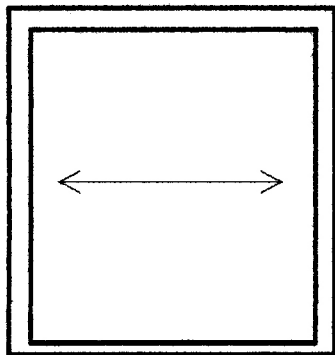
3-Bar Passenger



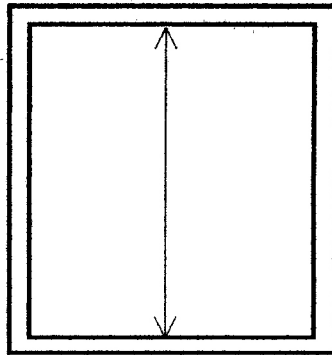
Distance from inside top of arch to base is 36 7/8"

Cage lengths are as follows

| | |
|--------------|------------|
| 3-Bar | 19" |
| 4-Bar | 27" |
| 5-Bar | 35" |
| 6-Bar | 40" |



Inside width of 6-Bar is 29 5/8"



Inside height of 6-Bar is 59 7/8"